

give**x**®

GIVEX GIFT CARDS SETUP MONERIS TERMINALS THIRD PARTY GIFT



Desk/5000



Move/5000

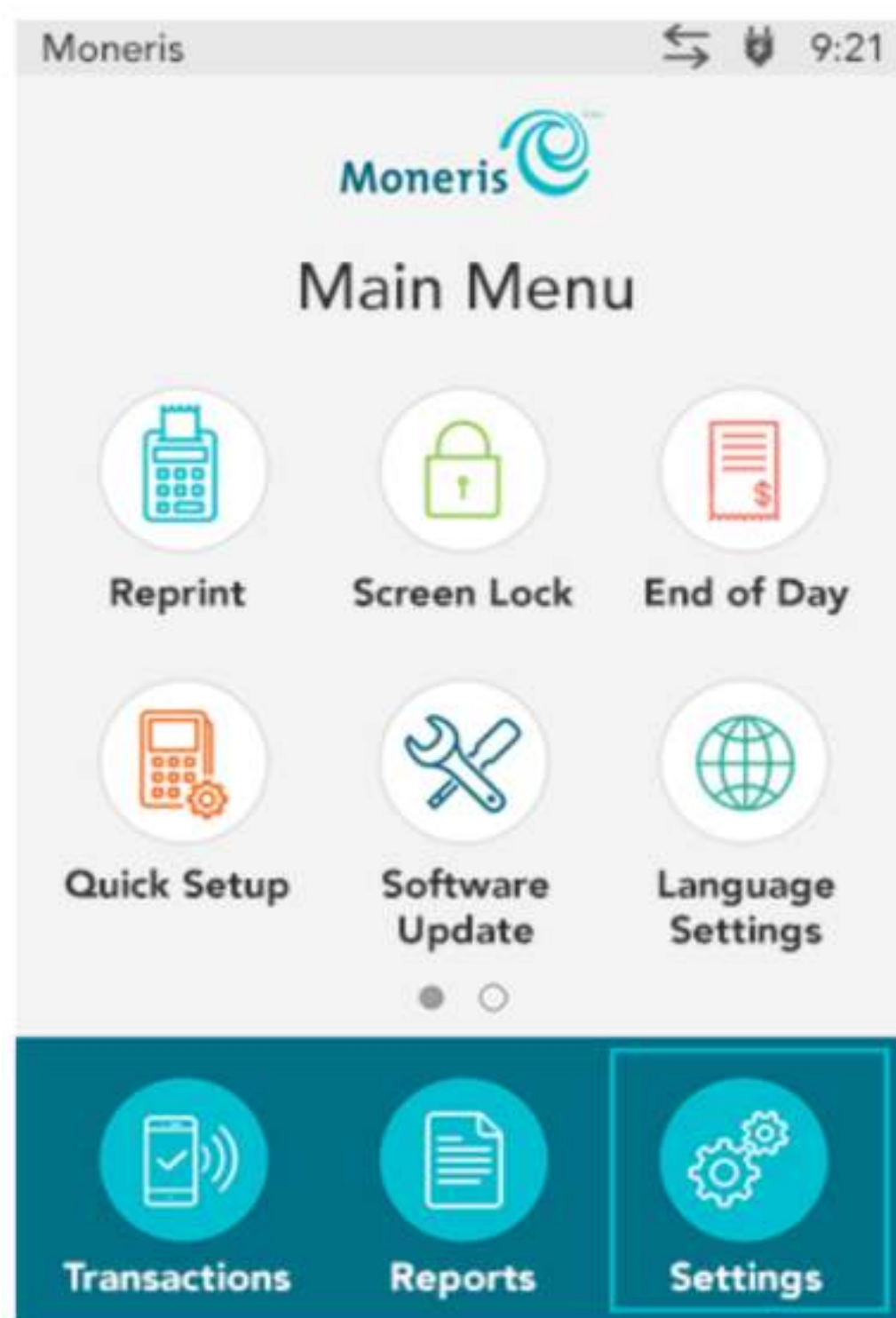



V400c

01 Access to the main menu


You can access all the functions of the terminal from the main menu.

To access please use any of these options:



✓ Select the menu icon on the screen 
(if available)

✓ Press the menu button using the keyboard 
(only for Desk/5000 et Move/5000)

✓ Press the hash button using the keyboard 
(Only for V400C/V400M)

02

Enter your User ID
and Password on the terminal,
then press OK



Moneris 4G 12:12

← Application Settings

Please enter your
User ID and Passcode

User ID
0 0 0 1

Passcode
● ● ● ●

Cancel Delete

OK

Third Party Gift >

03

Select Third Party Gift
to activate this function



Moneris 12:12

← Third Party Gift

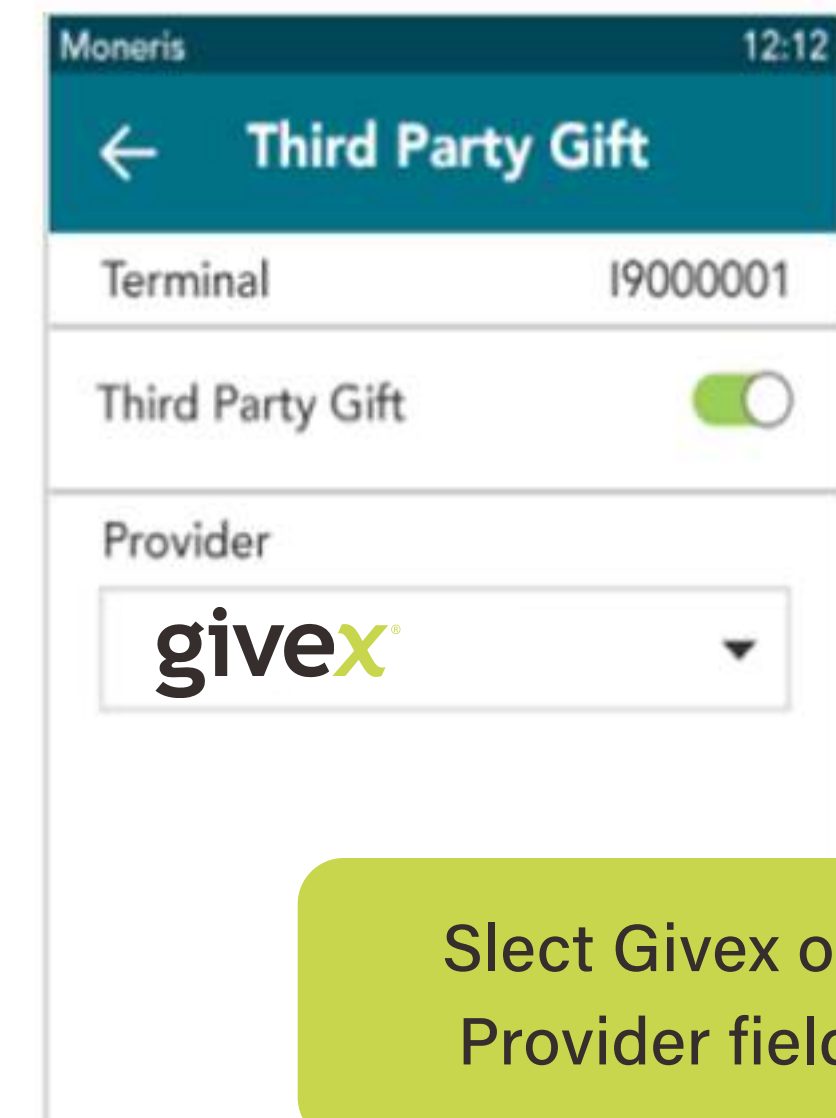
Terminal I9000001

Third Party Gift ☐

Back Save

04

Swipe the toggle to the right to
turn it on green and the Provider
field will appear



Moneris 12:12

← Third Party Gift

Terminal I9000001


Third Party Gift ☒

Provider
givex

Select Givex on
Provider field

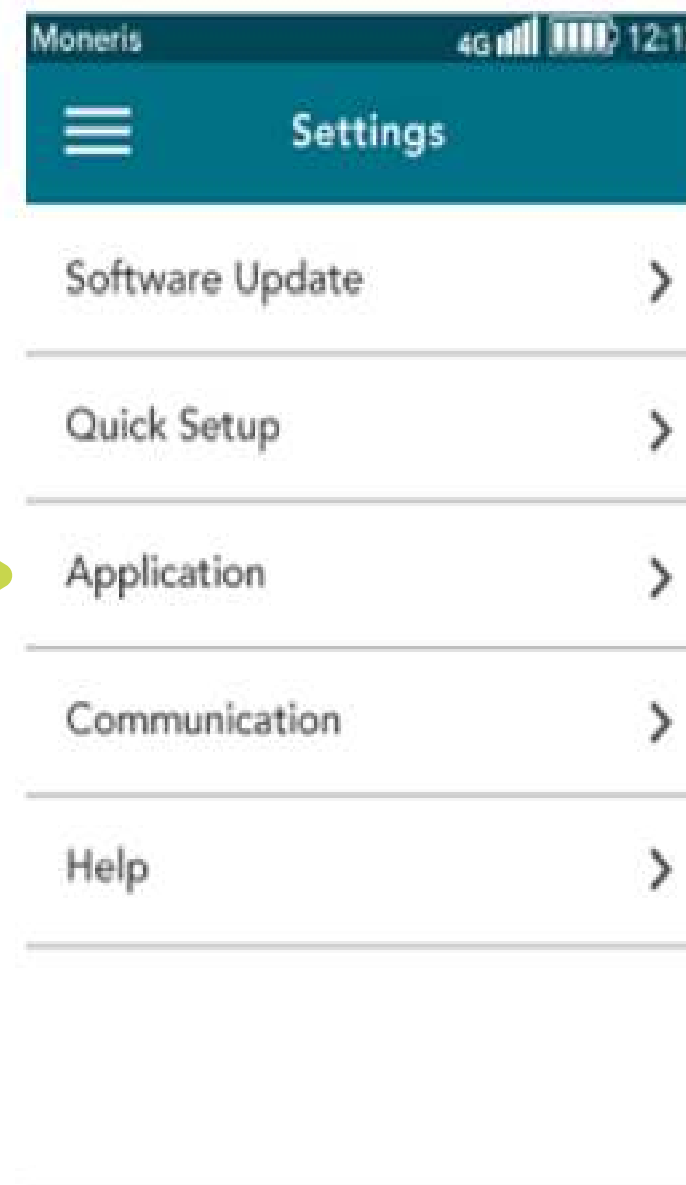
05

Once on the main menu,
select settings



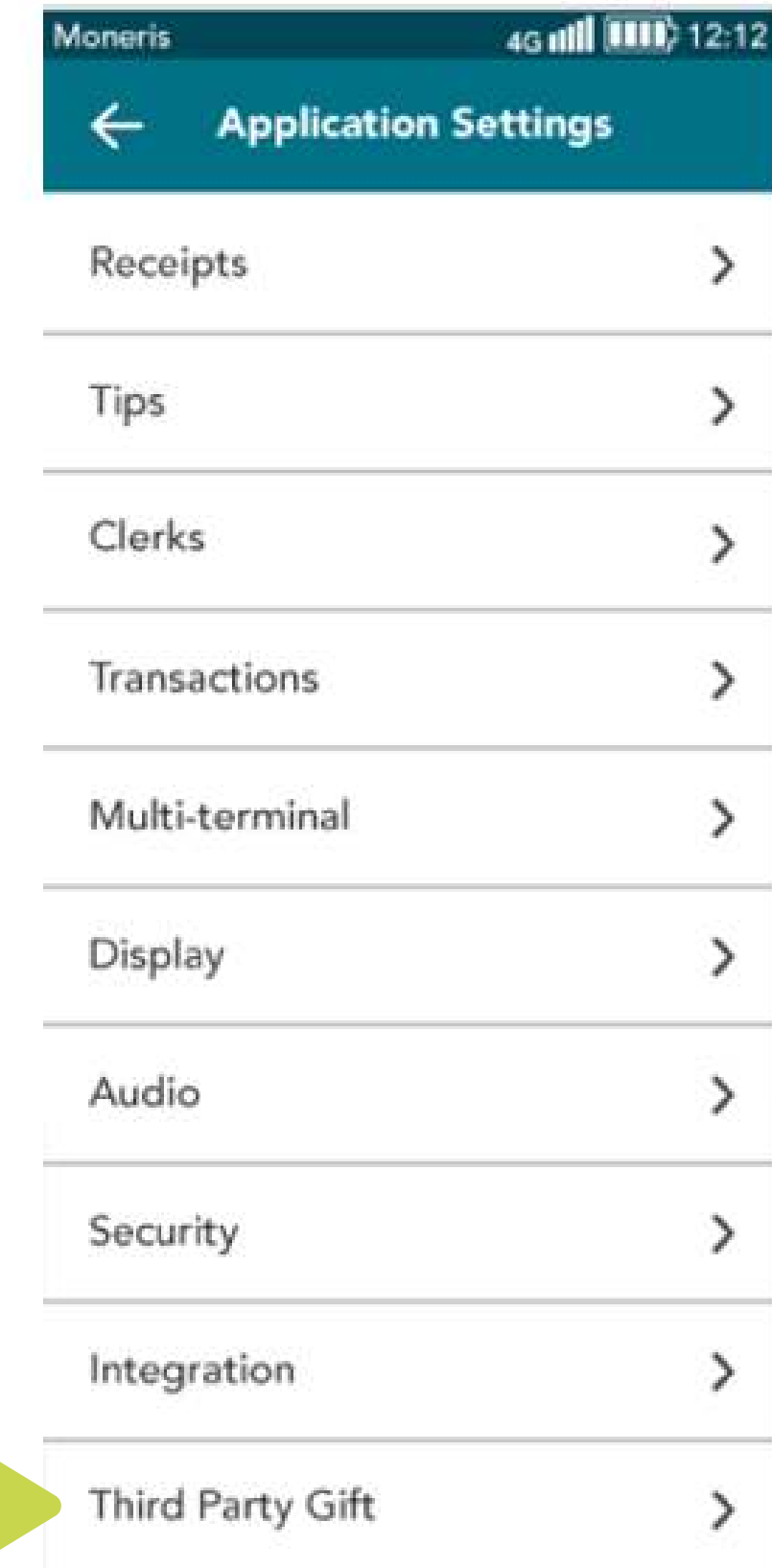
06

Select Application



07

Select Third Party Gift



Once you have selected Givex as a Provider some fields will be enabled to configure the terminal.
The information requested is provided by Givex

08

Enter the User ID and password
to register the terminal. (Givex credentials)

Moneris12:12

←

Third Party Gift

Terminal

V4082596

User ID

Enter User ID

Passwrod

Enter Password

09

Host name and port
are previously filled
*DO NOT change these values

Moneris12:12

←

Third Party Gift

Host Name

tpgl.moneris.com

Host Port Number

443

Venddor Host

Givex

Vendor host
must be Givex by default.
DO NOT change this value

10

Bin Range 1 and 2 should be filled



Bin Range line 1: ***** 0000000000000000



Bin Range line 2: ***** 9999999999999999



Please contact Givex to confirm the correct Bin Ranges

11

Select save



Save

Note*

Select each field and enter the information requested. If you do not have this information, please contact Givex Client Services

